

PROLITE



WWW.SONOR.COM

SONOR®

THE DRUMMER'S DRUM

PROLITE


ProLite, THE NEW TREND-SETTING SERIES FROM SONOR. THE HERITAGE OF OVER 135 YEARS OF DRUM-MAKING EXPERIENCE MEETS THE PASSION, KNOWLEDGE AND CREATIVITY OF SONOR'S INTERNATIONAL TEAM OF DESIGN ENGINEERS, PROFESSIONAL PLAYERS, DISTRIBUTORS AND RETAILERS. USING ONLY THE FINEST HAND-PICKED WOOD SELECTIONS FROM ECO-FRIENDLY RESOURCES, PRECISION METAL COMPONENTS, AND A SUPERIOR LACQUERING PROCESS, EACH DRUM IS A PIECE OF ART. MADE AND ASSEMBLED WITH CARE TO MEET ADVANCED DEMANDS AND SET THE BAR FOR PROFESSIONAL DRUMS, PROLITE COMBINES SUPERIOR TONE, LEADING-EDGE DESIGN, FUNCTION AND PRECISION TO DELIVER THE PERFECT TOOLS FOR YOUR MUSICAL INSPIRATIONS. THE PERFECT MATCH FOR YOUR GIG, NO MATTER WHAT STYLE YOU PLAY!

FOR THE DRUMMER, THERE SHOULD BE MORE TO LIFE THAN JUST ANOTHER SET OF DRUMS...SONOR!

„THE DRUMMERS DRUM“



PROLITE



1983 - 1995 **Sonorlite**

1987 **Signature Lite**



1988 - 1996 **Hilite**
1988 - 1993 **Hilite Exclusive**



2000 - 2007 **Delite** (1st Generation)



2007 - 2011 **Delite** (2nd Generation)



2012 **ProLite**

IN THE 137 YEARS SINCE ITS FOUNDING IN 1875, SONOR HAS ENDURED THE LONGEST HISTORY IN PRODUCING TOP OF THE LINE DRUM INSTRUMENTS, WHILE STAYING TRUE TO THE COMPANY’S MISSION:

TO CREATE, ENGINEER AND MANUFACTURE THE BEST DRUMS BY COMBINING THE HIGHEST PRECISION WITH SONIC PERFECTION.

UNDER THIS AGENDA, SONOR DEVELOPED COUNTLESS GROUNDBREAKING INNOVATIONS THAT BENCHMARKED THE STANDARDS FOR INTERNATIONAL DRUM MANUFACTURING. MANY UNIQUE SONOR FEATURES HAVE INFLUENCED THE DRUM WORLD SIGNIFICANTLY AND CONTINUE TO PUSH THE ENVELOPE IN DEVELOPMENT AMIDST THE COMPETITION.

SONOR ROSE TO THE TOP GAINING AN INTERNATIONAL REPUTATION DURING THE 70’S AND EVER SINCE HAS SET THE BAR WITH LEGENDARY SERIES SUCH AS: PHONIC, SIGNATURE, HILITE, LITE AND DESIGNER. THE LEGACY CONTINUED INTO THE NEW MILLENNIUM WITH: DELITE, S CLASSIX, AND THE “ROLLS ROYCE” OF ALL DRUMS - SQ² TODAY, THAT SAME LEGACY AND MISSION LEADS US TO THE INTRODUCTION OF THE NEW PROLITE SERIES.

OUR UNDERSTANDING OF CONTINUITY, QUALITY, AESTHETICS AND PERFECTION IS NOT ONLY REFLECTED IN THE PRODUCT, IT’S A WAY OF LIFE FOR THE PEOPLE WHO DEVELOP, MANUFACTURE AND PLAY OUR DRUMS. OUR SKILLED WORKERS ARE HIGHLY QUALIFIED AND INSPIRED SPECIALISTS WHO PUT THEIR HEART AND KNOWLEDGE INTO THE DEVELOPMENT, PRODUCTION AND SALES OF SONOR PRODUCTS. WE BELIEVE IN LONG TERM RELATIONSHIPS AND PARTNERSHIPS AROUND THE WORLD FROM RAW MATERIAL SUPPLIERS TO DISTRIBUTORS, RETAILERS TO THE PLAYERS. SONOR IS PROUD OF THE


MANY EXPERIENCED CRAFTSMEN THAT HAVE BEEN IN THE COMPANY FOR MORE THAN 40 YEARS, IMPARTING THEIR KNOWLEDGE ON THE NEXT GENERATION OF DRUM MAKERS.

FOR MANY DECADES, TOP DRUMMERS FROM AROUND THE WORLD HAVE CHOSEN SONOR BECAUSE OF THE UN-MATCHED SOUND, UN-COMPROMISED DESIGN AND DURABILITY EVEN UNDER EXTREME ENVIRONMENTS. WORLD FAMOUS SOUND ENGINEERS, DRUM TECHS AND COUNTLESS CUSTOMERS WORLDWIDE HAVE COME TO TRUST IN THE SOUND, PRECISION AND VARIETY OF SONOR DRUMS.



KARL-HEINZ MENZEL
MANAGING DIRECTOR

Evolution of Lite - from Sonorlite to ProLite



“I can’t afford to play any other drums.
Nobody else makes drums with the quality
of sound that Sonor does.”

Jack DeJohnette


See Us at NAMM
in Booth 860

The Drummer’s Drum.
Sonor Percussion, P.O. Box 2005, D-9529 Bad Rodburg 2, West Germany



LONGTIME SONOR ARTIST AND JAZZ GREAT
JACK DE JOHNETTE IN A SONORLITE ADVERT

PROLITE



ProLite Construction

CROSS LAMINATED TENSION FREE PROCESS (CLTF) – SONOR CROSS-LAMINATES SHELLS FOR SUPERIOR STABILITY, SONICALLY ENHANCED RESONANCE AND SPECTACULAR TONE.

THE CLTF PROCESS IS A RESULT OF YEARS OF RESEARCH BY SONOR CRAFTSMEN.

SONOR SELECTS ONLY THE FINEST WOOD FROM ENVIRONMENTAL FRIENDLY SOURCES.

THE PROLITE MAPLE WOODS ARE HANDPICKED ONLY FROM LEADING SUPPLIERS WORLDWIDE.

ALL SHELLS ARE MEASURED AND PRECISELY CUT TO PERFECTION.



Features That Matter

REDESIGNED **TOTAL ACOUSTIC RESONANCE (T.A.R.)**
MOUNTING SYSTEM VIBRATION FREE MOUNTING RESULTS
IN PURE TONE AND WARM SUSTAIN.

ENHANCED BY **TOTAL ACOUSTIC RESONANCE** AND
ADVANCED PROJECTION SYSTEM YOUR DRUM ENJOYS SONIC
FREEDOM AND STAYS MECHANICALLY STABLE, RESULTING
IN BEAUTIFUL TONE AND UNMATCHED PROJECTION.

TUNESAFE – RIGHT IN TUNE, 100% OF THE TIME!

ALL SONOR LUGS ARE EQUIPPED WITH THE PATENTED
TUNE SAFE, WHICH PREVENTS THE TENSION RODS FROM
LOOSENING. TUNE SAFE SUPPORTS MAXIMUM TUNING
STABILITY EVEN UNDER EXTREME ENVIRONMENTS.

THE PATENTED **ADVANCED PROJECTION SYSTEM (APS)**
PREVENTS DIRECT CONTACT BETWEEN WOOD AND METAL,
AND SUPPORTS THE POWERFUL SONOR SUSTAIN.



TuneSafe



PROLITE



Inside The Shell

45 DEGREE BEARING EDGE

SONOR DRUMS FEATURE A 45 DEGREE BEARING EDGE, DESIGNED AND INTRODUCED BY SONOR IN 1975, WHICH IS AN IMPORTANT COMPONENT OF THE SIGNATURE SONOR SOUND.

OPTIMUM SHELL MEASUREMENT (OSM)

SONOR IMPLEMENTS A SLIGHTLY NARROW OUTSIDE SHELL MEASUREMENT FOR OPTIMIZED HEAD CONTACT. THIS IS A SONOR SPECIALTY, RESULTING IN EXCELLENT TONE, BETTER SUSTAIN AND CONTROLLED DECAY.

THE CORE OF THE PROLITE SERIES IS THE SOUND SPECTRUM PROVIDED BY THE EXTREMELY THIN VINTAGE MAPLE SHELLS WITH REINFORCEMENT RING. THESE PROVIDE AN UNMISTAKABLY OPEN SOUND AND AN ENORMOUSLY WIDE TUNING RANGE FOR PRACTICALLY ALL STYLES OF MUSIC. SONOR'S VINTAGE MAPLE SHELL IS CHARACTERIZED BY A SOFT, WARM TONE THAT HIGHLIGHTS THE LOWER PITCHES AND PROVIDES BALANCE IN THE MID-RANGE AND TREBLE, WITHOUT SACRIFICING PROJECTION AND POWER.

MAPLE

Highs

Mids

Lows


Precise And Smooth

NEW: **DUAL GLIDE SYSTEM** SNARE STRAINER MECHANISM

A NEW AND INNOVATIVE SNARE MECHANISM IS NOW INCORPORATED INTO THE NEW PROLITE SERIES.

THE NEW STRAINER MECHANISM FEATURES A TECHNICALLY PERFECTED SNARE WIRE ENGAGE-AND-RELEASE SYSTEM, ALONG WITH GREAT ADJUSTABILITY AND A SOLID LOOK AND FEEL. “DUAL GLIDE SYSTEM” REFERS TO THE PRECISE AND SMOOTH ACTION, WHICH IN TURN ELIMINATES ANY UN-WANTED SOUNDS WHEN THE SNARE WIRES ARE PLACED IN “ON” OR “OFF” POSITION. BOTH THE STRAINER AND BUTT SIDES ARE EQUIPPED WITH A FAST-RELEASE SNARE WIRE DETACH FUNCTION, ALLOWING THE DRUMMER TO CHANGE THE RESONANT HEAD WITHOUT HAVING TO LOOSEN AND ADJUST THE SNARE WIRES. A FINE-TUNE ADJUSTMENT KNOB IS EMPLOYED ON BOTH SIDES.

THANKS TO THE WELL THOUGHT-OUT DESIGN AND CONSTRUCTION, THE NEW STRAINER ALSO WORKS TO REPLACE THE CURRENT STRAINER ON MOST OF SONOR SNARE DRUMS, AND IS AVAILABLE AS AN INDIVIDUAL COMPONENT!



14" x 6" DieCast Hoops



14" x 6" Power Hoops



14" x 5" Power Hoops



14" x 5" Power Hoops (Steel Shell)



14" x 5" DieCast Hoops



14" x 5" DieCast Hoops (Steel Shell)



14" x 6" DieCast Hoops (Brass Shell)



12" x 5" Power Hoops



14" x 5" DieCast Hoops (Brass Shell)



14" x 5" Power Hoops (Brass Shell)




Snare Wires

SONOR SNARE WIRES ARE HANDMADE IN GERMANY.

YOU HAVE THE CHOICE OF STAINLESS STEEL, BRASS AND BRONZE WIRES IN DIFFERENT CONFIGURATIONS.

FINE-TUNE YOUR SOUND WITH THESE PREMIUM WIRES.



EVERY DRUM AS UNIQUE AS YOUR FINGERPRINT

SONOR WAS THE FIRST COMPANY TO INTRODUCE AND USE SPECTACULAR VERTICAL VENEERS ON DRUMS AND THIS HAS BECOME A TRADEMARK OF THE COMPANY. WOOD IS A NATURALLY GROWING PRODUCT, DIVERSE AND UNIQUE IN ITS PATTERN AND BEAUTY. VERTICAL VENEERS ARE SELECTED, SET BY HAND AND MATCHED FOR YOUR DRUM IN-HOUSE BY MASTER CRAFTSMEN. EACH VENEER SHEET IS ONE OF A KIND AND MAKES EACH DRUM UNIQUE LIKE YOUR PERSONAL FINGERPRINT.

SPECIAL SONOR LACQUER FORMULA IS USED TO BENEFIT THE GRAINS BEST AS POSSIBLE. SONOR FEATURES A ROTATING DRYING PROCESS FOR PERFECT SURFACES WITHOUT LACQUER DRIPS. SONOR SHELLS ARE HAND LACQUERED – 5 LACQUERING STEPS PER SHELL. ALL SHELLS ARE HAND SANDED AND HAND BUFFED – 7 TIMES PER SHELL. THIS EXTREMELY DETAILED PROCESS RESULTS IN SUPERIOR BRILLIANCE ON SONOR’S LACQUERED SHELLS.



Prolite Series	Pre-configurations	Bass Drum	Snare Drum	Tom Tom	Floor Tom
	Studio 1 Set	20 x 17.5 NM		10 x 8	14 x 14
				12 x 9	
	Stage 2 Set	22 x 17.5 NM		10 x 8	14 x 14
				12 x 9	
	Stage 3 Set	22 x 17.5 NM		10 x 8	16 x 16
				12 x 9	
	Single components	18 x 14 WM	12 x 5 SDW	8 x 7	14 x 12
		20 x 17.5 NM	13 x 5 SDW	10 x 7	14 x 14
		20 x 17.5 WM	14 x 5 SDW	10 x 8	16 x 14
		22 x 17.5 NM	14 x 5 SDWD	12 x 8	16 x 16
		22 x 17.5 WM	14 x 5 SDS	12 x 9	18 x 16
		22 x 19.5 NM	14 x 5 SDB	13 x 10	
		22 x 19.5 WM	14 x 5 SDSD	14 x 11	
		24 x 17.5 NM	14 x 5 SDBD		
			14 x 6 SDW		
			14 x 6 SDWD		
			14 x 6 SDBD		



Natural (Semi Gloss)



Nussbaum (Semi Gloss)



Cream White (Semi Gloss)



Brilliant Black (High Gloss)



Silver Sparkle (High Gloss)



Ruby Red (High Gloss)



Ebony White Stripes (Exotic Veneer High Gloss)



Walnut Brown Burst (Exotic Veneer High Gloss)



Red Tribal (Exotic Veneer High Gloss)





www.sonor.com